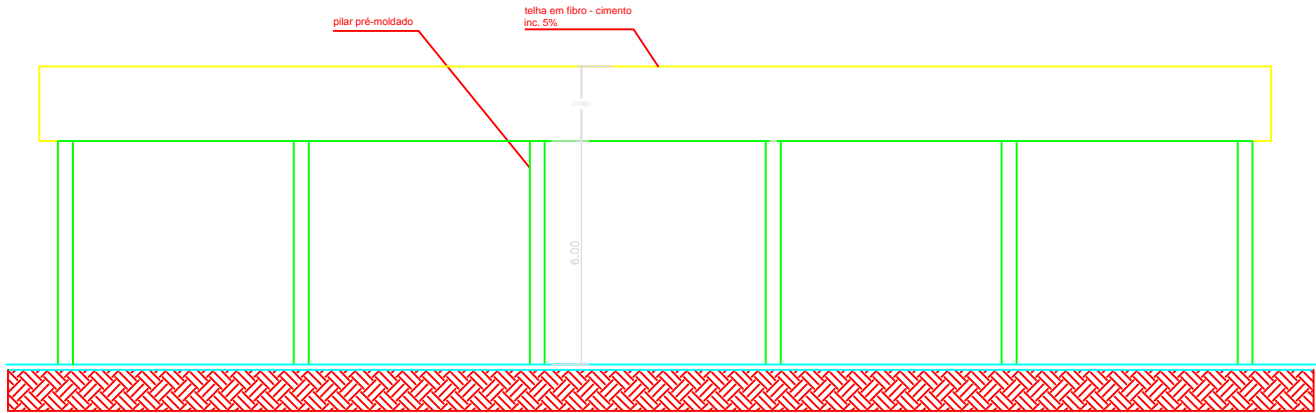
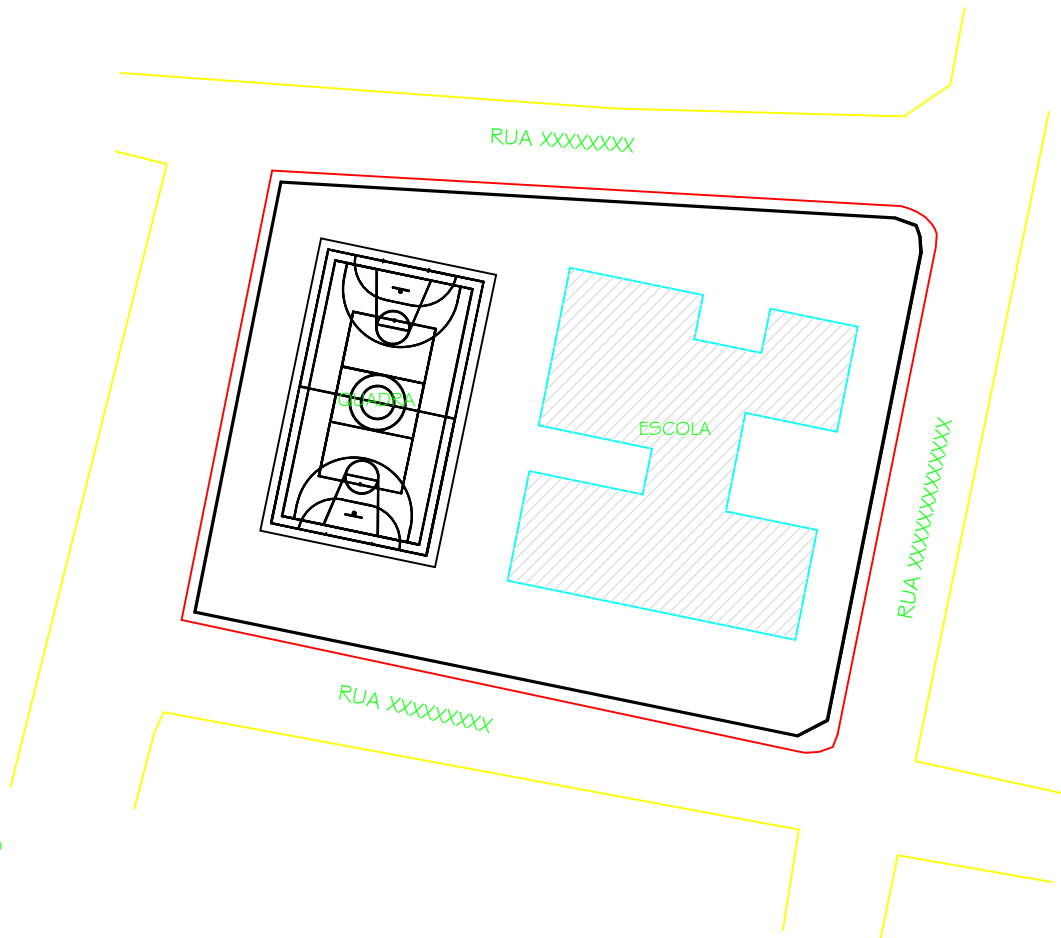


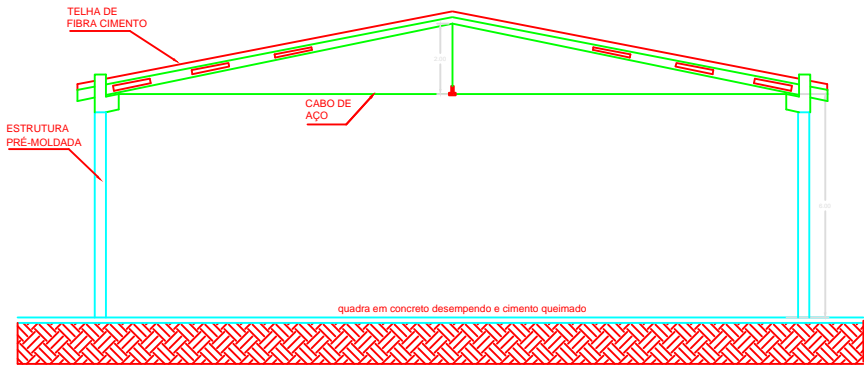
QUADRA POLIESPORTIVA DE CONCRETO
ESCALA 1:100



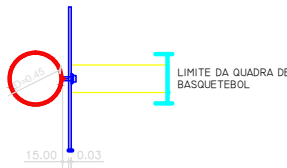
IMPLANTAÇÃO
ESCALA 1:400



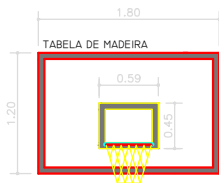
VISTA LONGITUDINAL
ESCALA 1:100



VISTA TRANSVERSAL
ESCALA 1:100

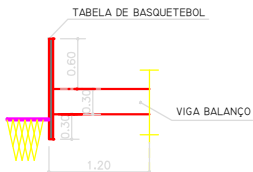


VISTA EM PLANTA

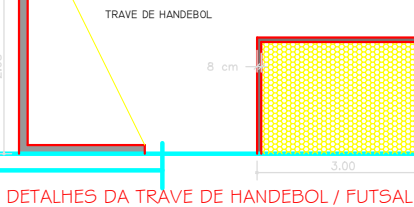


VISTA FRONTAL

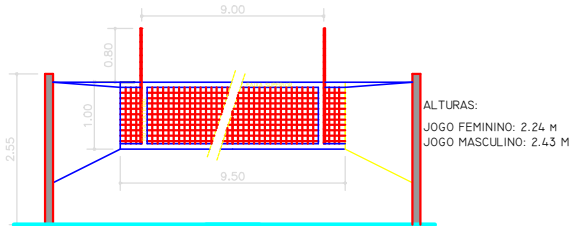
DETALHES DA TABELA DE BASQUETEBOL



VISTA LATERAL



DETALHES DA TRAVE DE HANDEBOL / FUTSAL



DETALHES DA REDE DE VOLEIBOL

PROJETO COMPLETO

ESCALA
1:100/1:400

FOLHA
ÚNICA

CONSTRUÇÃO DE UMA QUADRA POLIESPORTIVA COBERTA
EMEF PROFª ANNA PINTO BANKS
MUNICÍPIO DE REGISTRO - SP

SITUAÇÃO:

VIDE DESENHO ACIMA

PREFEITURA MUNICIPAL DE
REGISTRO - SP

ÁREAS :

DO TERRENO M²
QUADRA 600,00 M²

GILSON WAGNER FANTIN
PREFEITO MUNICIPAL

GESTOR TÉCNICO RESPONSÁVEL
ROBERTO COSTA CUNHAS
ENGENHEIRO CIVIL
CREA: 5060717458/SP